




© Aiola Living

AIOLA LIVING

Landhausgasse 5
 8010 Graz
 T +43 316 811 911
living@aiola.at
<https://www.aiolaliving.com>



ACCESSIBILITY

Accessibility by public transport

Please use the route planner of the Styria Public Transport Network (Verbundlinie Steiermark): <https://verkehrsauskunft.verbundlinie.at/>


GENERAL INFORMATION

- Staff trained on how to be supportive of people with disabilities
- Guide dogs are welcome
- Orientation plan and escape plan available
- Visual and audible alarm
- Evacuation concept for people with disabilities
- High chairs available in breakfast room

INFORMATION FOR WHEELCHAIR USERS AND PERSONS WITH LIMITED MOBILITY

PARKING/ENTRANCE AREA

- 4 accessible public parking spaces in direct proximity (approx. 100 m) to the hotel (3 situated directly opposite the accessible entrance in the Raubergasse), not covered
- Disabled parking space marked (sign and floor marking)
- Car park level, surface suitable for wheelchairs (asphalt)
- Parking space not at an angle but **parallel to the road**
- Pavement accessible from the parking space without steps (lowered pavement, thresholds max. 3 cm high)
- Paths at least 150 cm wide



Public parking spaces

ENTRANCE

- The accessible entrance is a **side entrance** (in the Raubergasse)
- Free from obstacles, **not covered**
- **Threshold of 2 cm** (not a two-sided threshold)
- Automated hinged door, clear width 90 cm, opens in advance and closes with a time delay
- **Door pivot range not visually marked on the floor**
- Glass door, **not sufficiently marked; door opening side not marked**
- Door opening button at a height of 110 cm, **door opens rapidly**
- Access area of at least 200 x 150 cm on both sides of the opening side
- Access area of at least 150 x 120 cm on closing side of the door
- Lateral access area of at least 50 cm on the closing side next to the door handle



Accessible side entrance

2 short ramps

- At least 120 cm wide, **12 % and 13 % incline**, non-slip surface
- Cross slope max. 2 %, at the start and end of the ramp, movement area of at least 150 x 150 cm
- **No handrail, ends not marked in contrasting colours**



Ramp at side entrance

Main entrance

- Sliding door made from glass (clear width 109 cm, not sufficiently marked)
- 3 steps; handrail on both sides, round cross-section, does not extend for at least 30 cm beyond the end of the steps
- Entrance covered, free of obstacles



Main entrance with steps

RECEPTION

- Reception accessible without threshold
- **No lowered place with max. 85 cm height**, (height of counter 105 cm), **no under-counter wheelchair access**
- Debit/credit card payment terminal at a height of 80–110 cm
- Passages at least 90 cm wide, movement area in front of reception at least 150 x 150 cm



Reception

INTERIOR AREA

- Pathways step-free and without thresholds, **except for step to fitness studio**
- Pathways max. 100 m long, **no seating available**
- Pathways at least 120 cm wide and free from obstacles
- Movement area with diameter of at least 150 cm available at the end of the pathways
- Anti-slip flooring
- Visual guidance system
- Signposting partially designed with high contrast; font size adapted to reading distance

LIFT

- Accessible without threshold
- Movement area on entry and exit at least 150 x 150 cm
- Lift car 138 x 148 cm, clear door width at least 90 cm
- No downward staircase opposite lift door
- Light barriers at max. height of 100 cm
- **No mirror and no handrail available**



Lift

STEPS

- Steps **17–19 cm high** (standard max. 16 cm), **not all steps the same height**
- **Depth 28 cm** (standard at least 30 cm), width 129 cm
- Stairs not straight, landing after 22 steps
- Handrail on outside, **height 92 cm** (standard 85–90 cm), **not continuous**
- Handrail does not continue at the end of the stairs **for at least 30 cm**
- Handrails can be securely held, rounded cross-section
- Entry and exit steps at the front edge **are not designed in contrasting colours**

ROOM NO. 307

accessible via lift without threshold

Door

- Hinged door with 87 cm passage width
- Threshold-free, easy to open
- Access area of 150 x 150 cm on the opening side of the door
- Access area of at least 150 x 120 cm on closing side
- Lateral access area of at least 50 cm on both sides of the door next to the door handle
- Lever handle (not a turning or recessed handle) at standard height (85–110 cm)



Accessible room

Rooms

- Free space next to the bed: **90 cm on both sides** (standard at least 120 cm on one side), beds are difficult to move
- Bed height **64 cm** (standard 45–50 cm), **no under-bed wheelchair access**
- Passage widths in the room at least 120 cm
- Movement area in front of the window at least 150 x 150 cm
- Window handle at **height of 120 cm** (standard max. 110 cm)
- Light can be switched on from the bed
- Light switch at standard height
- Clothes hook at a height of 120 cm
- Curtains present, but no carpets

BATHROOM IN ROOM NO. 307

There is a small bathroom in the room which is not accessible. The accessible bathroom can be reached from the private vestibule. There is a movement area of 150 x 150 cm.

Door

- Door opens to the outside, can be opened from the outside in an emergency
- Threshold-free, passage width 87 cm
- Easy to open (max. 25 Newtons \cong 2.5 kg)
- Door handle at standard height, not a turning or recessed handle
- Access area of at least 200 x 150 cm available on both sides of the door
- Access area of 150 x 120 cm on the closing side
- Access area of at least 50 cm on opening and closing side next to the door handle

Shower

- Shower area without threshold, **90 x 130 cm in size** (standard at least 150 x 150 cm or 130 x 180 cm)
- Floor anti-slip; shower curtain available
- Vertical handrail on the right up to at a height of at least 150 cm, installed at a 70 cm distance from the corner
- Horizontal handrail at height of 85 cm, length of at least 50 cm on the first wall, **length of 70 cm** on the second wall (standard at least 90 cm), easy to hold
- Fixed shower seat, seat at standard height, seat area at least 40 x 40 cm, support handle that folds upwards on one side
- Emergency bell present in the shower area, at standard height
- Shower fitting at standard height, **no single lever (tap fitting has to be turned and pressed at the same time, somewhat cumbersome)**
- Height-adjustable hose shower, located at the very bottom

WC


- At least 120 cm space in front of the WC for access (taking shower area into account)
- WC accessible from the right, on this side at least 90 cm space
- **Seat height 45 cm** (standard 46–48 cm)
- Backrest available
- Horizontal handrails on both sides, fold upwards on the access side, easy to operate
- Height of handrails: left 80 cm, right 90 cm (standard 75–85 cm), **distance between handrails 74 cm** (standard 65–70)
- **No additional vertical handrail**
- Handrails extend at least 15 cm over the front edge of the WC
- WC flusher and paper can be reached from the WC when sitting
- Emergency bell available in WC area, reachable from the WC when sitting, (emergency call goes to reception)

Washbasin

- Movement area of at least 150 x 150 cm in front of the washbasin
- At standard height, available height under the washbasin at least 70 cm (under-basin wheelchair access)
- At least 100 cm wide, standard depth
- Standard distance from the tap fittings to the front edge of the washbasin
- Flat plaster siphon, made of plastic and/or protected with porcelain
- Single lever tap fitting

Other

- Tilting mirror
- Light switch at standard height
- **Clothes hook at a height of 135 cm** (standard max. 120 cm)
- Evacuation chair available



Accessible bathroom

BREAKFAST ROOM

- Accessible via lift and ramp without thresholds
- Coat hook **at height of 163 cm** (standard 80–120 cm)
- Movement area of 150 x 150 cm partially available in front of the counter
- **No lowered place of max. 85 cm at the counter, no under-counter wheelchair access**
- Under-table wheelchair access (at least 80 cm wide, 70 cm high, 60 cm deep), upper edge 77 cm
- Between the occupied chairs, there is at least 100 cm space in the main aisle, in horizontal aisles, there is at least 70 cm
- Seating has stable armrests and backrests, seat at standard height
- Breakfast buffet with service
- Food offer at an access height of 40–70 cm
- No tray slide
- Drinking straws are offered with pleasure
- **No accessible WC near the breakfast room**



Breakfast room

INFORMATION FOR BLIND AND VISUALLY IMPAIRED PERSONS

PARKING/ACCESS/ENTRANCE

- 4 accessible public parking spaces in direct proximity (approx. 100 m) to the hotel (3 situated directly opposite the accessible entrance in the Raubergasse), not covered
- Disabled parking space marked (sign and floor marking)
- Car park level, surface suitable for wheelchairs (asphalt)
- Parking space not at an angle but **parallel to the road**
- Pavement accessible from the parking space without steps (lowered pavement, thresholds max. 3 cm high)
- Paths at least 150 cm wide

ACCESS/ENTRANCE

- Passage widths of 90 cm available, pathway is level
- Pavement boundaries easy find by blind people with a stick
- **No tactile floor guidance system**

Main entrance

- Sliding door made from glass (clear width 109 cm, **not sufficiently marked**)
- 3 steps; entrance covered, free of obstacles

Side entrance (in the Raubergasse)

- Free from obstacles, **not covered**
- Automated hinged door, clear width 90 cm, opens in advance and closes with a time delay
- **Door pivot range not visually marked on the floor or with tactile markings**
- Glass door, **not sufficiently marked; door opening side not marked**
- Door opening button at a height of 110 cm, **door opens rapidly**
- 2 short ramps **no handrail, ends not marked in contrasting colours**, non-slip surface

RECEPTION/INTERIOR AREA

- **No tactile guidance to reception**
- Reception area sufficiently illuminated, glare-free
- Pathways free from obstacles, floor coverings anti-slip
- **No tactile guidance system**
- Room inscriptions, floor level designations **not tactile**

LIFT

- **No handrail available**
- Tactile floor level designation, pushbuttons tactile and in Braille (inside and outside)
- Inside and outside displays easy to read
- Audible confirmation when pressing the pushbuttons (inside and outside)
- Audible signal when the lift arrives (outside)
- **No audible announcement in lift**

STEPS

- Steps **17–19 cm high** (standard max. 16 cm), **not all steps the same height**
- **Depth 28 cm** (standard at least 30 cm), width 129 cm
- Stairs not straight, landing after 22 steps
- Handrail on outside, **height 92 cm** (standard 85–90 cm), **not continuous**
- Handrail does not continue at the end of the stairs **for at least 30 cm**
- Handrails can be securely held, rounded cross-section
- Entry and exit steps at the front edge **are not designed in contrasting colours**

ROOMS

Door

- Hinged door with 87 cm passage width
- Threshold-free, easy to open

Bathroom

- Tactile inscriptions and/or images available
- Door is clearly perceptible, door handle is not

BREAKFAST ROOM

- Tables with glare-free lighting also available
- Buffet, staff happy to help

INFORMATION FOR THE DEAF AND HARD OF HEARING

ROOMS

- Visual alarm system or hard-of-hearing case available
- Visible alarm system also in bathroom
- Door knocking and/or ringing visually perceptible
- Teletext available

GENERAL

- **No induction loop system** at reception, but communication with pen and paper possible
- Signposting/notices **not in 2 senses principle** (visual/tactile; visual/audible)
- Table in breakfast room with sufficient noise reduction available

LIFT

- Visible confirmation when pressing the pushbuttons (inside and outside)

INFORMATION FOR ALLERGY SUFFERERS

- Curtains present in the rooms, but no carpets
- No carpets in the hotel either
- Food for allergy sufferers available