




FRida & freD – DAS GRAZER KINDERMUSEUM

Friedrichgasse 34
8010 Graz
+43 316 872-7700
kontakt@fridaundfred.at
<https://fridaundfred.at>



The Children's Museum in Graz is located right next to the Augartenpark and is also an experience for people with disabilities. The museum team endeavours to cater for all target groups in every exhibition.

Unfortunately, there is no visitor car park available. Barrier-free parking is available in the public barrier-free car parks in the immediate vicinity of the museum (max. 100m from the entrance). The museum is also easily accessible by public transport. The spacious barrier-free WC is located on the ground floor, directly behind the cash desk area.

Each exhibition (changing annually) is of course designed primarily for children, but the staff also support adult visitors should any problems arise.

The exhibitions are designed to be experienced independently. Guided tours are also offered by appointment if required - and individual needs are catered for. The website also offers an extended programme for the existing exhibitions. The theatre is open from Thursday to Sunday.

General information

- Reduced admission for people with disabilities, free admission for assistance
- People with disabilities can take part in the usual guided tours
- Individual guided tours for people with disabilities are possible by prior arrangement
- It is easy to find your way around and there is consistent signposting.
- **No colour coding system**
- Barrier-free areas are marked with symbols
- Information is provided according to the 2-senses principle (visual/tactile, visual/audible)
- Exhibition texts are easy to read and written in easy-to-understand language
- Staff learn how to support people with disabilities

- Audible alarm available, **no visual alarm**
- Evacuation plan for people with disabilities available
- Partner dogs are welcome
- **No orientation plan available**
- Changing table at the barrier-free WC on the ground floor

ACCESSIBILITY

Accessibility by public transport

Please use the route planner of Verbundlinie Steiermark:
<https://verkehrsankunft.verbundlinie.at/>

Parking

- **No visitor car parks**
- 2 public disabled parking spaces at the beginning of the Augarten, opposite Friedrichgasse 35 (approx. 80 m away)
- 2 further disabled parking spaces in Friedrichgasse, near the Museum of Perception (approx. 150 metres away)
- Short-stay parking zone around the Augarten

INFORMATION FOR WHEELCHAIR USERS AND PEOPLE WITH MOBILITY IMPAIRMENTS

EXTERIOR PATHS AND ENTRANCE

- Path outside without thresholds, at least 150 cm wide, free of obstacles
- Easy and low-vibration access; cross slope max. 2%
- Access via asphalted **ramp with a gradient of up to 8.7%**, non-slip
- Ramp intersections are marked in high contrast and secured
- Path max. 100 m long, **no seating facilities at 50 m intervals**
- **Path not covered, not illuminated throughout**
- The barrier-free entrance is the main entrance
- Entrance easy to find, covered, free of obstacles
- **Clear width of the entrance door 82 cm** (standard min. 90 cm); no real threshold, but small bevelled edge available
- Automated hinged door, door opening button at standard height, door handle also at standard height



Access with ramp

- Glass door, labelled with contrasting markings
- **Door opening side not labelled**; opens prematurely and closes with a time delay
- On the opening side of the door, approach area of at least 200 x 150 cm, on the closing side at least 150 x 120 cm
- On the opening and closing side of the door, there is a side approach area of at least 50 cm next to the door handle
- Dirt-trapping mat or grating easily accessible



Entrance



Cash desk

CHECKOUT AREA

- Accessible without thresholds; movement area of 150 x 150 cm in front of the counter
- Lowered space with a height of 76 cm, **no under-desk wheelchair access** (height only 65 cm instead of at least 70 cm)
- credit card machine for mobile use
- Passages have a usable width of 90 cm
- Price boards and information at a height suitable for wheelchair users (100 - 120 cm)
- Sufficient space for wheelchair users and pushchairs in the checkout area
- Seating available, **no stable armrests and backrests, seat height 40 cm** (standard 46 - 50 cm)
- Cloakroom behind the checkout area: clothes rails at various heights, including 120 cm high
- Sufficient shelves available max. height 85 cm, but **not wheelchair accessible**
- Lockers at various heights, also usable for wheelchair users
- Movement space in front of the lockers at least 150 cm in diameter
- Locker doors **cannot be opened 180 degrees**

INTERIOR/EXHIBITION

- A ramp leads to the exhibition on the upper floor and a lift to the lower floor
- **Some thresholds are 2 cm high**, also to the lift
- Pathways are at least 120 cm wide, at the end of the pathways and when changing direction there is a manoeuvring space of at least 150 cm in diameter
- There is 90 cm space at passageways; paths are free of obstacles
- Floor coverings are slip-resistant and firmly laid, carpets are suitable for wheelchairs
- Paths max. 100 m long, seating available (seat height 46-50 cm, with sturdy armrests and backrests)
- Room and area texts are at standard height, **object texts partly higher**
- Signage and information **not always freely accessible for wheelchair users**



Exhibition area

Ramp to the exhibition on the upper floor

- Straight, min. 120 cm wide, total length max. 10 m
- 5.2% incline, **without intermediate landings**; cross slope max. 2%
- 150 x 150 cm manoeuvring space at the start of the ramp (bottom), **only 130 x 130 cm** at the end (top)
- Handrail **on one side** over the entire length, at standard height (85 - 90 cm top edge)
- second handrail at a height of 75 cm
- Handrails **are not extended horizontally by at least 30 cm** at the start and end of the ramp
- Handrails with a rounded cross-section that can be safely gripped
- **Wheel deflectors only on one side, 8.5 cm high** (standard min. 10 cm)
- Fall protection available
- Non-slip surface
- Both ends of the ramp marked in contrasting colours



Ramp to exhibition on upper floor




Steps to exhibition in the basement

Steps to the exhibition in the basement

- can be bypassed via lift
- Steps straight, min. 120 cm wide, 29 cm deep, max. 16 cm high
- All steps the same height
- Contrasting colours on the front edge of the entrance and exit steps
- Handrail **on one side**, at a height of 85 - 90 cm and 75 cm, can be safely gripped
- Handrails are continuous, **do not continue horizontally for at least 30 cm at the ends of the steps**

Lift to all exhibition floors

- Please ask at the cash desk for access!
- Accessible without thresholds, lift door width min. 90 cm, light barriers at max. 100 cm height
- Lift car size 130 x 260 cm
- manoeuvring space of 150 x 150 cm for entry and exit
- No descending stairs opposite the landing door
- Push buttons in the stops are located in the immediate vicinity of the lift door
- Command buttons and emergency call at standard height, position indicator at standard height
- Handrail available



Lift to all exhibition floors

BARRIER-FREE WC (GROUND FLOOR)

Separately arranged (unisex)



Barrier-free WC on the ground floor

WC door

- Sliding door with 92.5 cm clearance, no threshold, not automated
- Easy to open, no door closer
- Can be opened from the outside in an emergency
- **Approach area of 200 x 130 cm on the opening side of the door** (standard min. 200 x 150 cm), min. 150 x 120 cm on the closing side
- On the opening side of the door, there is a side approach area of at least 50 cm next to the door handle
- Door handles at standard height (vertical handle bar); **no horizontal pull handle**

WC

- There is no manoeuvring space of 150 x 150 cm in the WC room (**only 141 x 141 cm**)
- WC accessible from the left (there is 88.5 cm of space on this side)
- 140 cm space in front of the toilet bowl for approaching
- Long WC bowl (distance from the front edge of the WC to the rear wall at least 65 cm)
- WC at standard height (46 - 48 cm), **no back support available**
- Horizontal grab rails on both sides, can be folded up
- **No additional vertical grab rail**
- All grab rails easy to operate, securely fastened
- Handrails at standard height (75 - 85 cm), distance from each other 65 - 70 cm
- Grab rails protrude at least 15 cm beyond the front edge of the toilet; protrude max. 20 cm into the room when folded up
- Paper roll accessible from the WC while seated (on the folding support handle)
- Flush accessible from a seated position from the WC, **at a height of 76 cm** (standard 80 - 110 cm)
- Emergency bell accessible from the WC while seated (emergency call leads to the cash desk area)
- Emergency bell **not accessible from the floor at a maximum height of 35 cm**

Washbasin

- Movement area in front of the washbasin larger than 120 x 120 cm, but **smaller than 150 x 150 cm**
- Height of top edge of washbasin 80 - 85 cm, free height under washbasin at least 70 cm
- Depth of washbasin complies with standard, wheelchair accessible to at least 100 cm width
- **No flat plaster siphon, siphon not made of plastic or protected with porcelain**
- Single-lever or touchless tap, distance to the front edge of the washbasin 20-35 cm
- Mirror at standard height and therefore usable by wheelchair users

Other

- Operating level of fittings (e.g. soap and towel dispenser, hand dryer) is at a height of 80 - 110 cm
- Waste bin can be operated with one hand
- **Clothes hooks at a height of 145 cm** (standard max. 120 cm)

LOW-BARRIER WC (IN THE BASEMENT)

- Accessible by lift
- Separately arranged (unisex)

WC door


- Sliding door with **78 cm clearance** (standard min. 80 cm), without thresholds
- Easy to open, can be unlocked from the outside in an emergency
- **Approach area of 200 x 130 cm on the opening side of the door** (standard min. 200 x 150 cm), min. 150 x 120 cm on the closing side
- On the opening side of the door, there is a side access area of at least 50 cm next to the door handle, **less on the closing side**
- Door handles at standard height (no turn, shell or knob handle)
- Door signage at standard height



Low-barrier WC in the basement

WC

- 150 x 150 cm manoeuvring space available in the WC room
- WC accessible from the right (at least 90 cm space on this side for approaching)
- **105 cm space in front of the toilet bowl for approaching** (standard min. 120 cm)
- Distance from the **front edge of the WC to the rear wall 55 cm** (standard min. 65 cm)
- **WC at a height of 43 cm** (standard 46 - 48 cm), **no back support available**
- **No grab rails available**
- Paper roll accessible from the WC while seated
- Flush at standard height, **not accessible from a seated position** in the WC
- **No emergency bell available**
- No washbasin available in the WC room
- No mirror available
- **Washbasin in the anteroom not wheelchair accessible**



Low-barrier WC in the basement

THEATRE ROOM (GROUND FLOOR)

- Accessible without thresholds
- Double-winged door, active leaf 77 cm wide
- Clear passage width between furnishings at least 90 cm
- Chairs can be moved, seat surface at standard height, stable backrests available
- No defined wheelchair spaces
- **Stage is not wheelchair accessible**



Theatre room

INFORMATION FOR BLIND AND VISUALLY IMPAIRED PEOPLE

PATHS OUTSIDE AND ENTRANCE

- Path outside free of obstacles
- A tactile floor guidance system leads from the pavement to the ramp; this is high-contrast
- **The floor guidance system does not lead to the entrance**
- Walkway boundaries are easily recognisable with a white cane
- Ramp intersections are high-contrast marked and secured

- Clear height under signs is at least 220 cm
- **Path not covered and not illuminated throughout**
- The barrier-free entrance is the main entrance
- Entrance easy to find, covered, free of obstacles
- Glass door, labelled with contrasting markings
- Automated hinged door, opens early and closes with a time delay
- **Door opening side not labelled; swing area on the floor not visually or tactilely marked**

CHECKOUT AREA

- **Not tactilely recognisable (no floor guidelines)**
- Counter stands out visually in contrast to its surroundings, easily recognisable
- Counter is glare-free and illuminated according to the area of use
- Staff happy to help
- Price boards and information in large font, high-contrast design
- **Information at the checkout not tactile**
- **No (tactile) orientation plan**
- **Labelling of cloakroom lockers not tactile**

LIFT

- Ask at the cash desk for lift access!
- **No tactile floor labelling**
- Push buttons in the stops are located in the immediate vicinity of the lift door
- Push buttons inside in Braille; **outside not with raised lettering**
- Push-button for building exit **not highlighted**
- Pressing the push buttons **is not audibly confirmed (inside and outside)**
- **No audible signal when the lift arrives; no audible announcement in the lift**
- Display in the lift is large and easy to read (inside and outside)
- Handrail available
- **Door and door frame not designed to contrast with the surroundings**

STEPS

- Steps straight, min. 120 cm wide, 29 cm deep, max. 16 cm high (all steps the same height)
- Front edge of entrance and exit steps designed in contrasting colours
- Handrail **on one side**, at a height of 85 - 90 cm and 75 cm, can be safely gripped
- Handrails are continuous, **do not continue horizontally for at least 30 cm at the ends of the steps**
- handrails stand out from the background in high contrast; **no tactile handrail information**

BARRIER-FREE WC (GROUND FLOOR)

- arranged separately (unisex)
- Door handle stands out in contrast from neighbouring components
- **Emergency bell not visually contrasting, not tactilely detectable**
- Emergency bell accessible from the floor at a maximum height of 35 cm
- Accessible from the WC from a seated position, emergency call leads to the checkout area
- Furnishings stand out visually in contrast to their surroundings

LOW-BARRIER WC (BASEMENT)

- WC opens outwards, can be opened from the outside in an emergency
- Door handle contrasts with neighbouring components
- Door signage at standard height
- **No emergency bell available**

INTERIOR

- Acoustic alarm system
- Paths are free of obstacles
- Glass walls are sufficiently marked and clearly recognisable
- Floor coverings stand out visually in contrast to other components
- Step and ramp intersections are marked in high contrast
- Carpeting does not present a tripping hazard
- Lighting of paths and rooms is sufficient and appropriate to the area of use
- **No tactile guidance system in the museum**
- High-contrast and well-lit signage
- **Room labelling and floor designations are not tactile**

THEATRE ROOM

- **No tactile floor guidelines to the theatre**
- Attention was paid to the acoustic design of the room
- Room is glare-free and evenly lit

RAMP IN THE EXHIBITION ON THE 1ST FLOOR

- Handrail **on one side** over the entire length, at standard height (85 - 90 cm top edge)
- second handrail at a height of 75 cm
- **Handrails are not extended horizontally by at least 30 cm at the beginning and end of the ramp**
- Handrails with a rounded cross-section that can be safely gripped
- Fall protection available
- Non-slip and non-slip surface, contrasting covering change
- Both ends of the ramp marked in contrasting colours

EXHIBITION AREA

- Exhibition rooms evenly lit without glare
- No audio guide with audio description for blind and visually impaired people, but there are generally many audio stations
- Audio stations are equipped with Braille
- Acoustic information is clearly perceptible
- No magnifying glasses to borrow
- Rooms are evenly lit without glare
- many exhibition texts are designed according to the 2-senses principle (visual-tactile/visual-auditory)
- some exhibition texts are also in Braille
- Exhibition texts in easy-to-understand language
- Texts are high-contrast, well-lit, in large and legible font
- tactile models are also available



Audio stations

INFORMATION FOR HEARING IMPAIRED AND DEAF PEOPLE

- Guided tours with sign language interpreters can be organised on request
- **No inductive hearing system at the ticket desk and in the theatre room**
- Rooms are evenly lit and glare-free
- Many exhibition texts are based on the 2-senses principle (visual-tactile or visual-auditory)
- Introductory video in sign language
- Exhibition texts: in large, legible font, high-contrast, well-lit
- Lift: pressing the buttons is visibly confirmed (inside and outside), as is the emergency call
- **There is no alarm system that can be seen (e.g. flashing light).**

INFORMATION FOR ALLERGY SUFFERERS

- The museum is not free of dust-prone carpets, curtains and upholstered furniture.

As at September 2024, all information without guarantee

Source: http://www.bereit-fuer-barrierefreiheit.eu/de/Betriebe/?xt=CEDOSCheckResults&xtMethod=showDataset&cat_id=1602&tobj_id=3175