


© Plaza Inn



## PLAZA INN

Conrad-von-Hötzendorf-Straße 96  
 8010 Graz  
 T +43 316 27 82 97  
[graz2@plazahotels.de](mailto:graz2@plazahotels.de)  
<https://plazahotels.de/en/hotel-graz-jakomini>



The Plaza Inn Hotel is located opposite the Stadthalle and Messe Graz exhibition centre and next to the Ostbahnhof railway station. It is easily accessible both by car and by public transport. The city centre is only five minutes away by tram.

The Plaza Inn has a total of 5 barrier-free rooms (no. 102, 202, 302, 402, 502), all of which are identically furnished. All rooms are level and accessible without thresholds and small amenities in the rooms help visitors: there is a pull handle on the inside of the bathroom door and the coat hooks are particularly deep. Unfortunately, there are no fridges in the rooms, but the hotel service will be happy to refrigerate medicines on request.

Partner dogs are of course welcome.

### ACCESSIBILITY

#### Accessibility by public transport

Please use the route planner of Verbundlinie Steiermark:  
<https://verkehrsankunft.verbundlinie.at>

**INFORMATION FOR WHEELCHAIR USERS  
AND PEOPLE WITH REDUCED MOBILITY**

Graz Tourismus und Stadtmarketing GmbH  
Messeplatz 1/Meseturm  
8010 Graz | Austria  
T +43 316 8075 0  
[www.graztourismus.at](http://www.graztourismus.at)

**Car park and access to the hotel**


- 1 disabled parking space with floor markings near the entrance, **not covered**
- on a level surface, at right angles to the carriageway; width 250 - 360 cm (rhombus-shaped)
- Barrier opens automatically
- Path to the hotel easy to drive on with little vibration (asphalt), level; no thresholds if using the path past the barrier
- Path at least 150 cm wide, free of obstacles
- **Path not covered, not illuminated throughout**

**ENTRANCE**

- The barrier-free entrance is the main entrance
- Covered, free of obstacles, level
- Automatic sliding glass door, opens early and closes with a time delay
- Passage width more than 90 cm, **2 cm threshold** (only on one side)
- Access area of at least 150 cm x 120 cm on both sides of the door
- Grating and dirt-trapping mat suitable for wheelchairs

**INTERIOR AREA**

- Spacious reception/waiting area, completely level, no thresholds
- Seating available (with backrests and sturdy armrests)
- Reception desk: **no lowered space with max. 85 cm** height (counter 116 cm high throughout), visual and voice contact between person in wheelchair and contact person guaranteed
- Reception desk not wheelchair accessible
- credit card machine can be used on the move
- Interior paths completely level and without thresholds, free of obstacles
- Carpeting available, but easily suitable for wheelchairs
- Paths at least 120 cm wide, at the end of the path movement area at least 150 cm in diameter
- Continuous, clearly legible signage
- **No orientation or escape plan**
- Barrier-free facilities labelled with symbols



Barrier-free car park



Entrance



Reception

**LIFT**

- Accessible without thresholds, manoeuvring space in front of entrance and exit at least 150 x 150 cm
- Clear door width at least 90 cm, light barriers at max. 100 cm
- Car 110 cm wide, **130 cm deep** (standard min. 110 cm x 140 cm)
- Push buttons in the immediate vicinity of the lift door, at standard height (inside and outside)
- Handrail available, at standard height
- Mirror available opposite the lift door, at standard height
- No descending stairs opposite the lift shaft
- Emergency call button present, at standard height
- Position indicator in the lift car at standard height



Lift

**STEPS**

- Steps at least 120 cm wide, **height 17 cm, depth 27 cm** (standard max. 16 cm high, min. 30 cm deep)
- All steps the same height and straight, no free or protruding step
- Handrails on both sides, safe to grip, continuous
- **at a height of 100 cm** (standard 85 - 90 cm)
- **Handrails are not extended horizontally by at least 30 cm at both ends of the steps**

**ZIMMER NR. 202**

A total of 5 identical, barrier-free rooms (1 room per floor, directly next to the emergency staircase = assembly point in case of evacuation), accessible via lift



Accessible room no. 202



- hinged door, easy to open, passage width min. 90 cm, no thresholds
- Approach area on opening side min. 200 x 150 cm, on closing side min. 150 x 120 cm
- There is an approach area of at least 50 cm on both sides of the door next to the door handle
- Door handle at standard height (no turning or shell handle); no door closer
- Bed can be moved, leaving 160 cm of free space next to it
- **no under-bed wheelchair access** (height only 26 cm instead of at least 35 cm)
- **Top edge of bed 57 cm** (standard 45 - 50 cm)
- Light can be operated from the bed, **telephone not**
- Passage widths in the room not at least 120 cm everywhere (path to the cupboard only 72 cm wide)
- Coat hooks available at a height of 85 - 120 cm
- **Light switch higher than standard**
- Movement space in front of the window 150 x 150 cm, height of window handle 120 cm (standard max. 110 cm)

## BATHROOM

Movement area of 150 x 150 cm available

### Door

- Hinged door, clear passage width 84 cm, without thresholds
- Door opens outwards, can be unlocked from the outside in an emergency
- Access area on opening side at least 200 x 150 cm, on closing side at least 150 x 120 cm
- There is an approach area of at least 50 cm on both sides of the door next to the door handle
- Door handle (no turning, knob or shell handle) at standard height, door easy to open
- Horizontal pull handle on the closing side



Accessible bathroom

## WC

- 140 cm space in front of the toilet bowl for approaching
- Accessibility on the left, space on this side at least 90 cm
- Distance from the front edge of the WC to the rear wall to be approached 70 cm
- WC height 46-48 cm, back support available
- Horizontal grab rails on both sides (**top height 73.5 cm** instead of 75 - 85 cm), grab rail on the access side folds upwards
- Distance between the grab rails 65 - 70 cm
- grab rails protrude at least 15 cm above the front edge of the WC
- Folded-up grab rail protrudes max. 20 cm into the room
- Folding support rail is easy to operate and securely attached to the wall
- Additional vertical grab rail
- Flush at standard height, paper can be reached from the WC when seated
- Emergency call **not accessible from the WC when seated**, but accessible from the floor at a maximum height of 35 cm

## Shower

- Wheelchair-accessible without thresholds, shower area at least 150 x 150 cm or 130 x 180 cm in size
- Non-slip floor; shower curtain available
- Vertical grab rail extends to a height of at least 150 cm, distance from the corner 83 cm
- Horizontal grab rail 87 cm high, at least 50 cm long on the first side of the wall (towards the corner), **less than 90 cm long on the second side of the wall**
- Grab rails can be safely gripped
- Fixed folding shower seat height 46 - 48 cm, seat surface min. 40 x 40 cm
- Height-adjustable hose shower
- Single-lever tap at **a height of 115 cm** (standard 80 - 110 cm), accessible from the side from a sitting position
- Operating height of soap dispenser 80 -110 cm

## Washbasin

- Movement space of 150 cm available in front of the washbasin
- Top edge and depth of the washbasin comply with the standard
- Free height under the washbasin at least 70 cm, plastic siphon
- Wheelchair accessible over a width of at least 100 cm
- Distance between the tap and the front edge of the washbasin max. 20 - 35 cm
- Single lever tap
- Mirror reaches up to the edge of the washbasin
- Operating level of fittings and light switches at standard height

**BREAKFAST AREA AND BAR**

- Access completely level
- **No barrier-free cloakroom**
- **Counter 91.5 cm high, no lowered space of 85 cm, not wheelchair accessible**
- 150 x 150 cm manoeuvring space available in front of the counter
- Passage widths from main aisles at least 100 cm, from cross aisles at least 70 cm
- Tables wheelchair accessible (min. 80 cm wide, 70 cm high, 60 cm deep), table height max. 85 cm
- Children’s chairs available
- Seating 46 - 50 cm high, with sturdy armrests and backrests
- Breakfast buffet with service
- Food is within reach of up to 80 cm (standard 40 - 70 cm)
- Food available at a height of 91 cm, **no tray slide**
- Barrier-free access to the terrace
- Straws are available on request



Breakfast room



Buffet




Bar

**GENERAL BARRIER-FREE WC (BASEMENT)**

- Accessible via steps or lift
- Separately arranged (unisex)
- Movement space of 150 x 150 cm available in the WC room

**Door**

- hinged door, clear passage width min. 80 cm, no threshold
- Door opens outwards, can be unlocked from the outside in an emergency
- **Self-closing device, very difficult to open**
- Approach area on opening side at least 200 x 150 cm, on closing side at least 150 x 120 cm
- There is an approach area of at least 50 cm on both sides of the door next to the lever handle
- Lever handle at standard height, no turning, knob or shell handle



General barrier-free WC

**WC**

- **less than 120 x 120 cm manoeuvring space in front of the toilet bowl (only 113 cm)**
- WC can be approached from the left, at least 90 cm space on this side
- WC at a **height of 49.7 cm** (standard 46 - 48 cm), back support available
- Distance from the front edge of the WC to the rear wall to be approached 70 cm
- Horizontal grab rails on both sides, hinged on the left, at standard height
- Distance between the grab rails corresponds to the standard; additional vertical grab rail
- Grab rails protrude at least 15 cm beyond the front edge of the WC
- Folded-up handle does not protrude more than 20 cm into the room
- Folding support handle easy to operate, securely fastened to the wall
- WC flush at standard height, WC paper accessible from a seated position
- **Emergency bell cannot be reached from the WC while seated**, but can be reached from the floor at a height of 35 cm

**Washbasin**

- Movement space in front of the washbasin at least 150 x 150 cm
- Top edge of washbasin at a height of 80 - 85 cm
- Clear height under the washbasin at least 70 cm, siphon protected (plastic)
- Accessible width of at least 100 cm
- Single-lever tap
- Distance between the tap and the front edge of the washbasin 20 - 35 cm
- Mirror lower edge 100 cm, operating level of fittings at standard height
- Waste bin can also be operated with one hand
- **No changing table available**



## INFORMATION FOR BLIND AND VISUALLY IMPAIRED PEOPLE

### CAR PARK AND ENTRANCE

- Hotel car park next to the hotel; one disabled parking space
- Car park at right angles to the road
- Car park and path to the entrance **not covered**
- **Barriers not secured to prevent blind people from walking under them**
- Path to the entrance free of obstacles, **not illuminated throughout**
- **No tactile floor guidance system to the entrance**
- **Walkway boundaries not easily recognisable with a cane**
- Clear height under signs at least 220 cm
- Entrance: automatic sliding door made of glass, **without contrasting markings**
- Opens early and closes with a time delay

### INTERIOR

- Reception easily recognisable, contrasts with surroundings
- **No tactile guidance system throughout the hotel**
- Reception and interior pathways illuminated in accordance with the area of use and without glare
- Information in large font and high-contrast design, **but not tactile**
- **No tactile orientation plan**
- **Room labelling and floor designations not tactile**
- Signage well illuminated, **not high-contrast design**
- Partner dogs allowed
- Audible alarm system in the hotel

### LIFT

- **No tactile floor labelling**
- Push buttons are located in the immediate vicinity of the lift door
- tactile push buttons (inside and outside) in raised lettering and Braille
- Push button for the building exit is highlighted
- Pressing the push buttons (inside and outside) is audibly confirmed
- Acoustic signal when the lift arrives, clearly audible announcement in the lift
- Handrail available



## STEPS

- Steps at least 120 cm wide, **height 17 cm, depth 27 cm** (standard max. 16 cm high, min. 30 cm deep)
- All steps the same height and straight, no free or protruding step
- Entrance and exit steps not designed in contrasting colours at the front edge
- Handrails on both sides, safe to grip, continuous
- **at a height of 100 cm** (standard 85 - 90 cm); **no tactile handrail information**
- **Handrails are not continued horizontally for at least 30 cm at both ends of the steps**

## ROOM 202

- Room door and door handle clearly perceptible
- No door closer
- Door free of obstacles
- Single-lever fitting in the bathroom for shower and washbasin
- Emergency call present in the bathroom, visually contrasting design and tactilely detectable
- Audible alarm system in room and bathroom

## CATERING AREA (BREAKFAST/BAR)

- Breakfast buffet with service
- Tables with sufficient noise reduction also available

## GENERAL BARRIER-FREE WC IN THE BASEMENT

- Accessible by lift
- Separately arranged (unisex)
- WC door opens outwards and can be unlocked from the outside in an emergency
- Door handle contrasts with neighbouring components
- **Emergency bell cannot be reached from the WC when seated**, but from the floor in a height of max. 35 cm
- Emergency bell has a visually contrasting design and is tactilely detectable

## INFORMATION FOR HEARING IMPAIRED AND DEAF PEOPLE

- **No hotel set for deaf people or deaf suitcases**
- **No visual alarm system**
- **Door knocking or ringing cannot be recognised by flashing signals**
- Teletext and free internet available
- **No inductive hearing system at reception**, but communication is possible using pen and paper
- **Lift**: pressing the push buttons (inside and outside) and the emergency call is also visibly confirmed
- In the restaurant area there are also tables with glare-free lighting available

## INFORMATION FOR ALLERGY SUFFERERS

- Carpets in the corridors are not susceptible to dust
- No carpet in the room, but **curtains are available**
- No carpets, upholstered furniture or curtains in the catering area
- Staff are aware of the composition of the food

Status: July 2024, all information without guarantee

Source: [http://www.bereit-fuer-barrierefreiheit.eu/de/Betriebe/?xt=CEDOSCheckResults&xtMethod=showDataset&cat\\_id=1601&tobj\\_id=3174](http://www.bereit-fuer-barrierefreiheit.eu/de/Betriebe/?xt=CEDOSCheckResults&xtMethod=showDataset&cat_id=1601&tobj_id=3174)